

CONNIE'S CRAFT CORNER

SURPRISE POP — OPEN & GOD'S LOVE

sundayschoolkids.com/activities-love/1-valentine-pop-up-surprise-instru.htm

Grade Level: K-6

TEACHER NOTE:

The children can draw their own portrait picture in the space.

God is Love and God Loves You. Jesus loves you. You should love one another. Make someone feel loved with this special hearts. Bible Reference: John 13:34, John 15:9

Materials needed

- Copy of activity Page for each student
- Crayons, colored pencils, or fine line markers
- Scissors
- (If you have a photo, you will need glue)


INSTRUCTIONS

1. Identify the 2 separated heart parts. Colour only both halves that look like.
 2. Cut the whole shape on the solid line
 3. Fold on dashed lines 5 and 6
 4. Fold on dotted lines 7 and 8 so you see the dots on the fold, then flip the paper and re-fold hiding the dotted line. (reverse fold)
- Final folds: side view
5. Closed heart.
Open for the surprise!

1




2



3



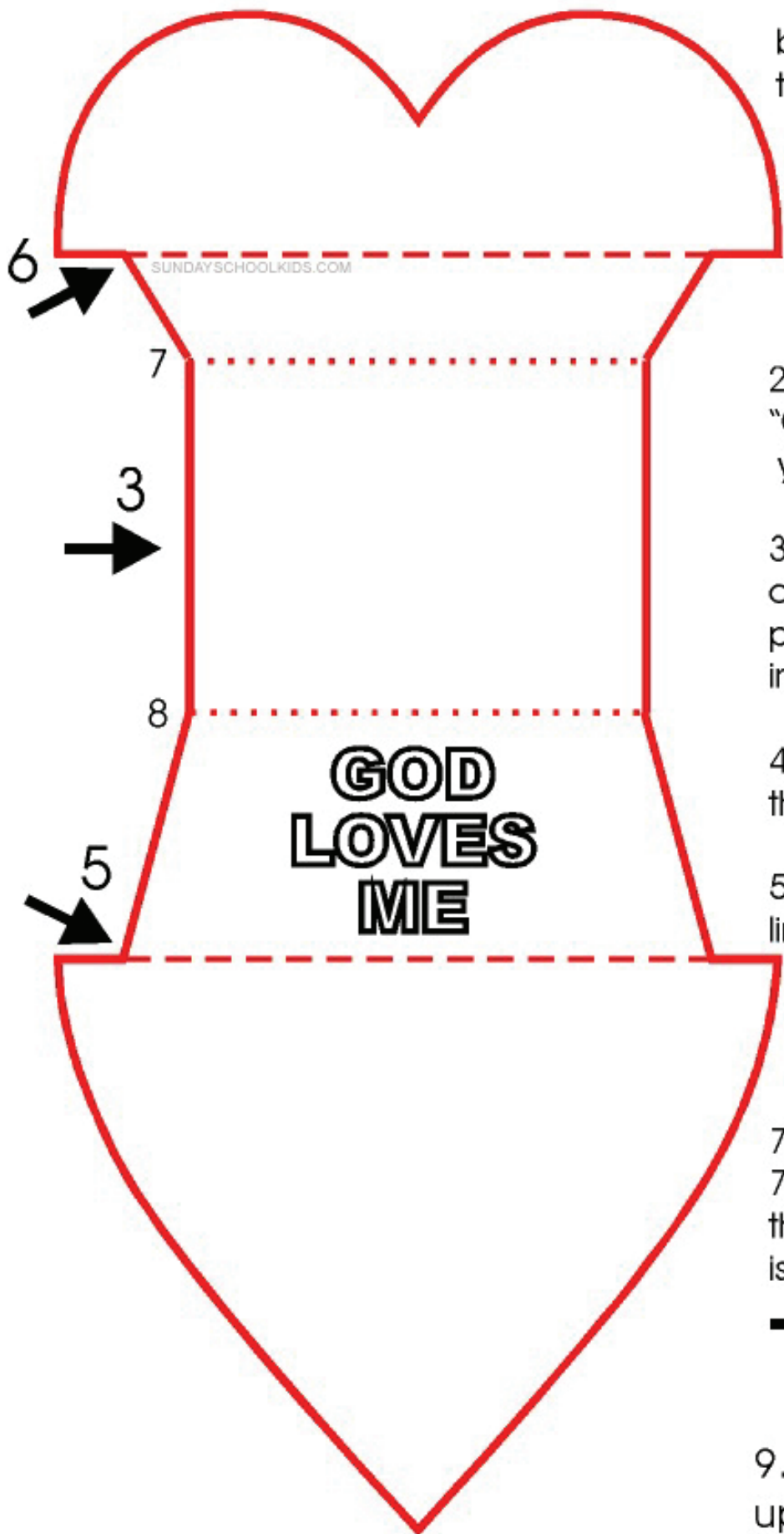
4



5



(Final folds: side view)



1. Find and color only both heart halves that look like these:



2. Color the words "God loves me" and print your name on the back

3. In "3" either draw your own head, or glue a picture of yourself in the box.

4-Cut the whole shape on the solid line

5-6 Fold on dashed lines 5 and 6 ,

7-8. Fold on dotted lines 7 and 8, but then reverse the fold so the dotted line is tucked inside the fold.



Side view of folds

9. When dry, close up the heart!



SURPRISE POP – OPEN & GOD’S LOVE